








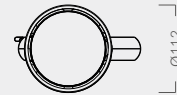
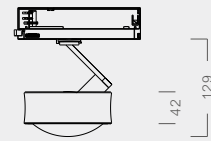
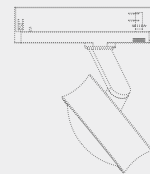
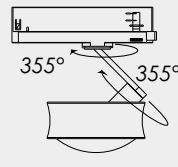
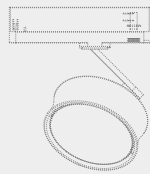


# Lens

-  Ceiling Track
-  AC 220V~240V
-  Ra 95
-  Lens
-  Class II
-  0°~90°
-  0°~355°
-  White (WH)
-  Chrome (CH)



Wattage	Beam Angle	2700K	3000K	4000K
Max. 20W	▲ 40°	20.5013.WH	20.5014.WH	20.5015.WH
		20.5013.CH	20.5014.CH	20.5015.CH
	▲ 80°	20.5016.WH	20.5017.WH	20.5018.WH
		20.5016.CH	20.5017.CH	20.5018.CH

Dimming:

UGR:

SDCM:

Luminous efficacy:

luminaire Lifetime:

Material:

Working Temperature ( °C):

Transformer availability:

On/Off

≤15

≤3

85lm/W

50000h ( L80B50, T a25° C )

Aluminium

-20° C ~ +45° C

AC 220V~240V integrated guide rail head

